


Risso's Dolphins Challenge



You will need

- Chalk


Work in pairs to research and identify the following:

Scientific Name: _____

Average Length: _____

Other Facts: _____

Label the key anatomical features of the Risso's Dolphin:



As a class, go outside to the yard and in pairs, create life size drawings of a Risso's dolphin to scale, using chalk.

Work together as a class to create a pod of unique dolphins.

Follow these steps:

STEP 1

Measure and mark the average length of a Risso's dolphin on the ground and draw the outline.

STEP 2


Add key body parts such as fluke, fins, blowhole, eyes and mouth.

STEP 3

Include unique markings, like scars or spots, just like those scientists use to identify individual dolphins.

DISCUSS

Are Risso's dolphins endangered, vulnerable, or thriving?
What conservation efforts are in place to protect the species?



One dolphin, Nike, was named for the tick-shaped scar on its dorsal fin.